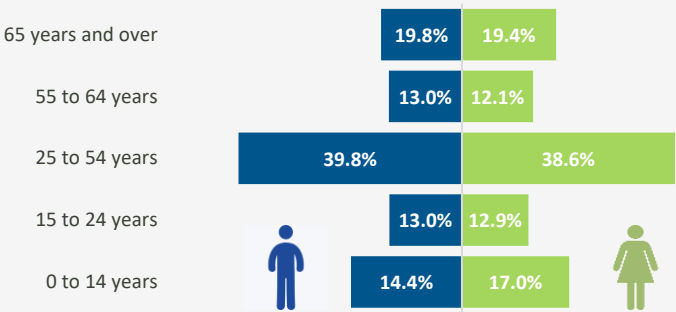


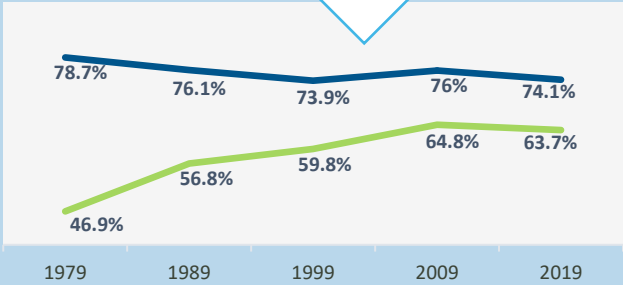
SASKATCHEWAN WOMEN’S ECONOMIC PARTICIPATION

Women represent 49.6% of the population in Saskatchewan.



Since 1979, more women in Saskatchewan are participating in the labour force.

74.1% 63.7%

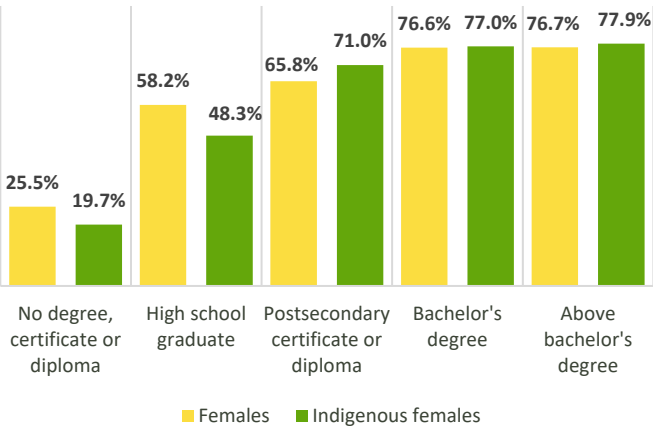


The gender gap has narrowed by almost 20% in the last 50 years.

*Labour force is made up of individuals who are either working or looking for work.

The employment indicators for women in the province are positive and on an upward trend.

Employment rate by educational degree



In 2019, the employment rate for women in Saskatchewan was **60.4%**, the second highest in Canada.

Higher levels of educational attainment are integral to economic well-being, with a significant impact in employment rates for women.

In 2019, women in Saskatchewan earn an average of \$886.49 weekly, the third highest in Canada.

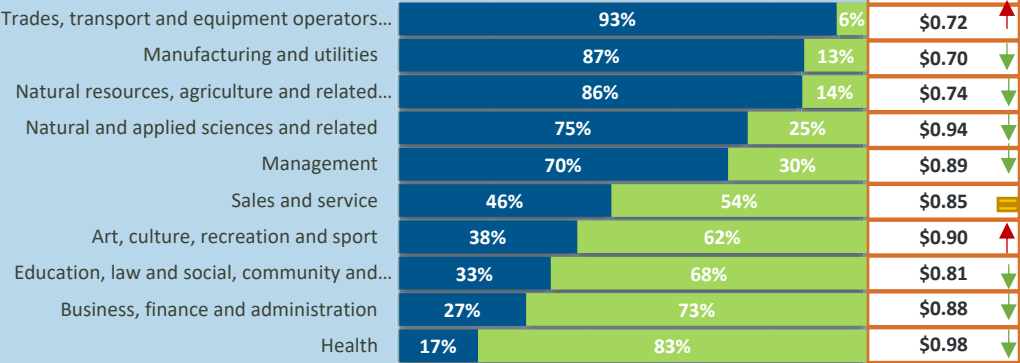
Alberta	\$983.57
Ontario	\$926.61
Saskatchewan	\$886.49
Newfoundland and Labrador	\$855.25
British Columbia	\$852.73
Quebec	\$841.35
Manitoba	\$807.76
Prince Edward Island	\$799.24
New Brunswick	\$793.14
Nova Scotia	\$777.55

However, challenges remain for Saskatchewan women’s participation in the work place.

In 2019, the Saskatchewan female share of employment (46%) and self-employment (34%) fell behind the Canadian average (48% and 37%).

Employment share by occupation, 2019

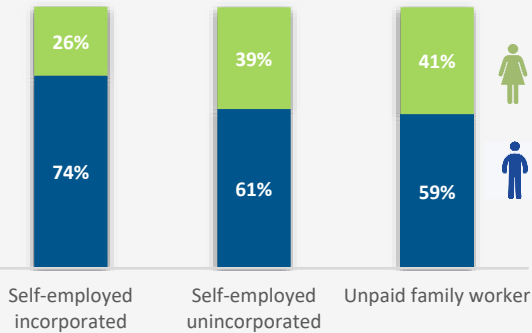
Women are still concentrated in industries related with their traditional gender roles.



On average, Saskatchewan women earn \$0.85 for each \$1.00 earned by their male counterparts. However, in 2019, the wage gap narrowed for the majority of occupations.

Self-employment is less common among Saskatchewan women compared to men.

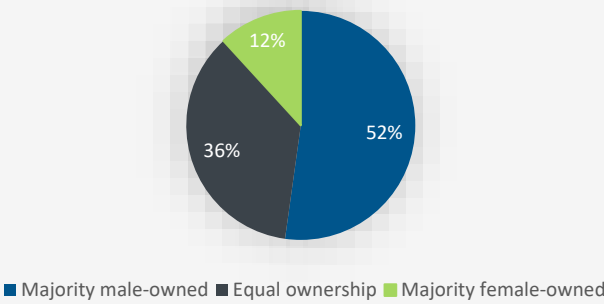
Self-employment share, 2019



Women are also less likely than men to have an incorporated business while self-employed.

In 2017, 12% of small and medium-sized enterprises (SMEs) in Saskatchewan were majority female-owned.

SMEs Ownership



Sources:
Statistics Canada, Population Estimates July, 2019.
Statistics Canada, Labour Force Survey 2019 – Women 15 years and older.
Statistics Canada, Survey on Financing and Growth of Small and Medium Enterprises, 2017.