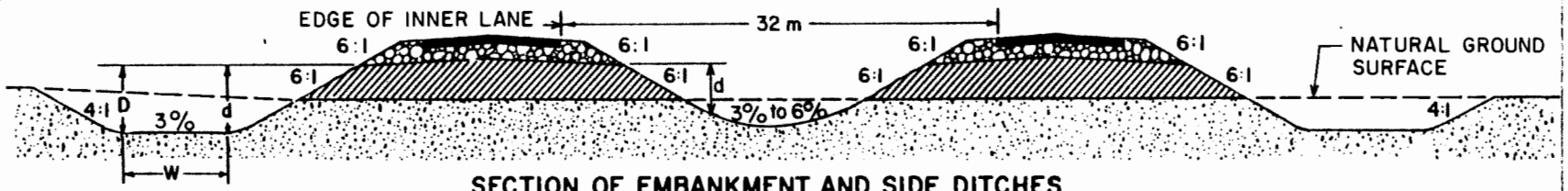

SECTION OF EMBANKMENT AND SIDE DITCHES

SIDE DITCHES
D ≥ 1.1m, Desirable D ≥ 1.2 m
W ≥ 8m

MEDIAN DITCH
0.5 m ≤ d ≤ 1.5 m
W ≥ 8m

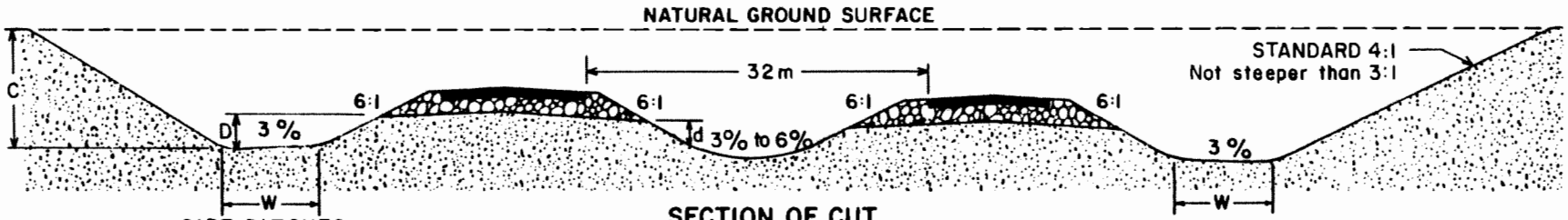

SECTION OF CUT

SIDE DITCHES
D ≥ 1.0m, Desirable D ≥ 1.2 m
W ≥ 8m, if C ≤ 2.5m
W ≥ 6m if C>2.5m

MEDIAN DITCH
0.5 m ≤ d ≤ 1.5m
W ≥ 8m

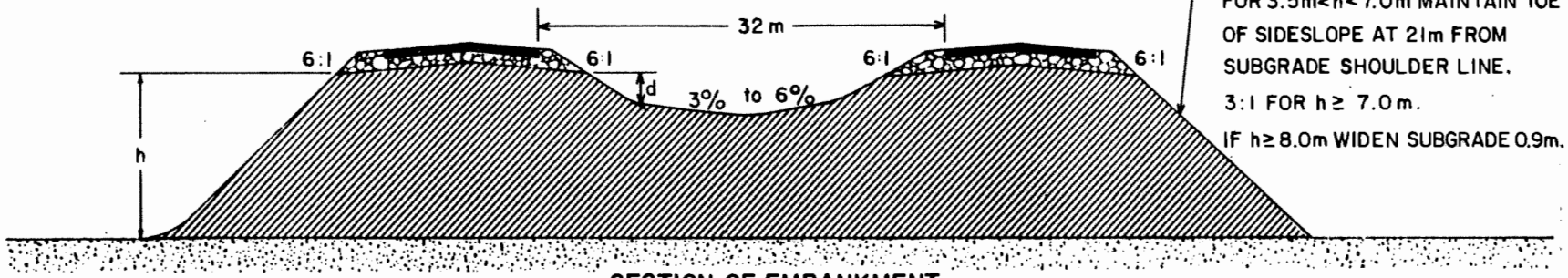

SIDESLOPE 6:1 TO h ≤ 3.5m.
FOR 3.5m<h<7.0m MAINTAIN TOE OF SIDESLOPE AT 21m FROM SUBGRADE SHOULDER LINE.
3:1 FOR h ≥ 7.0m.
IF h ≥ 8.0m WIDEN SUBGRADE 0.9m.

SECTION OF EMBANKMENT

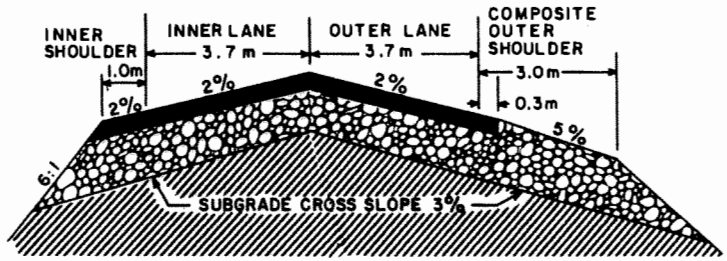

Dimensions Apply To Both Roadways

MEDIAN DITCH
0.5m ≤ d ≤ 1.5m

NOTE:
1. 4:1 BACKSLOPE IS TO BE MAINTAINED UNTIL TOP OF BACKSLOPE REACHES 37m FROM CENTRELINE.
2. D MAY BE REDUCED TO 0.8m IN CUT SECTION WHERE WASTE EXCAVATION IS ENCOUNTERED ON APPROVAL OF ROAD DESIGN ENGINEER.
3. A CIRCULAR VERTICAL CURVE SHALL BE CONSTRUCTED AT THE TOP AND TOE OF THE BACKSLOPE, THE TOE OF THE SIDESLOPE, AND TOE OF THE MEDIAN SLOPE IN ACCORDANCE WITH STANDARD PLAN NO. 21008.

RECOMMENDED: ROAD DESIGN ENGINEER
APPROVED: ASSOC. DEPUTY MINISTER (ENGINEERING)
DATE: MAY 4, 1987

SASKATCHEWAN DEPARTMENT OF HIGHWAYS AND TRANSPORTATION

TYPICAL CROSS SECTIONS
D130 - 7430
101.4 m + RIGHT-OF-WAY

STANDARD PLAN NO. 21010