











Farmland Ownership Consultation Results Completed Surveys

May 20 – August 10, 2015
All audiences





Please choose the option that best describes
your place of residency:

Response	Chart	Percentage
Saskatchewan resident		94.5%
Resident of a Canadian province or territory outside of Saskatchewan		4.6%
Resident of a country outside of Canada		0.4%
Canadian citizen living outside of Canada		0.5%






Please choose the option that best describes you:

Response	Chart	Percentage
Farmer		62.2%
Retired farmer		2.9%
Farmland owner		15.3%
Investor or potential investor		1.6%
Saskatchewan resident interested in potential changes to rules		15.1%
Other		3.1%




What is the size of your farm?

Response	Chart	Percentage
less than 1100 acres		22.7%
1101-2200 acres		27.2%
2201-3500 acres		22.1%
more than 3500 acres		28.0%




What region of the province do you farm?

Response	Chart	Percentage
North region		8.4%
West central region		23.3%
East central region		25.0%
Southwest region		26.0%
Southeast region		17.4%


Do you predominantly own or lease the land you farm?

Response	Chart	Percentage
Predominantly own		61.9%
Predominantly lease		14.6%
50% owned and 50% leased		23.5%

Do you find the current rules around financing your farm restrictive?

Response	Chart	Percentage
Yes		21.6%
No		57.8%
Not sure		20.6%



Do you prefer to own or lease the land you are farming?

Response	Chart	Percentage
Prefer to lease		0.5%
Prefer to own		83.9%
Prefer a mix of leased and owned		15.0%
Not sure		0.6%


If you were to expand your operation, would you be more likely to lease or own the additional farmland?

Response	Chart	Percentage
More likely to lease		12.1%
More likely to own		52.3%
Add a mix of leased and owned		31.7%
Not sure		3.8%

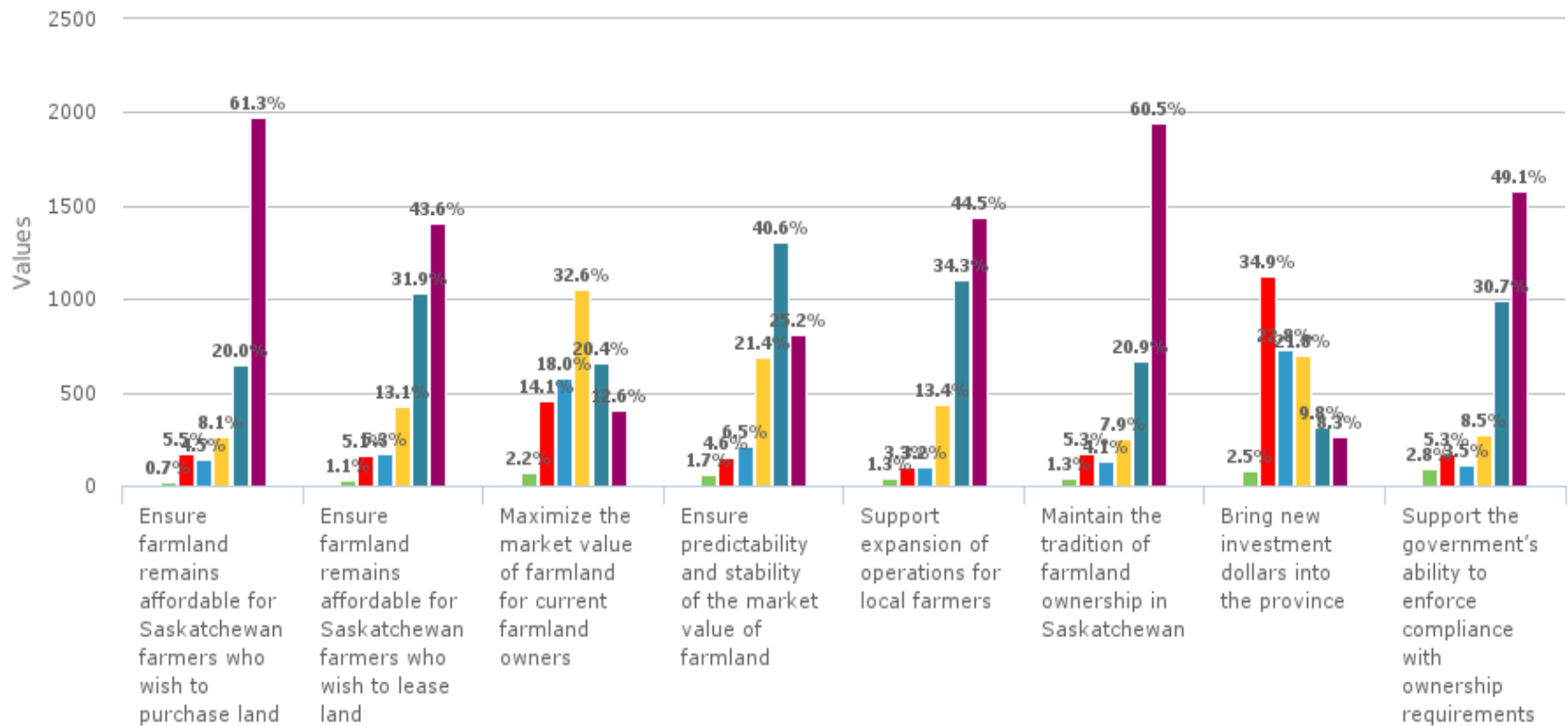
Do you expect to purchase farmland in the next 5 years?

Response	Chart	Percentage
Yes		48.0%
No		25.5%
Not sure		26.6%

Do you expect to sell farmland in the next five years?

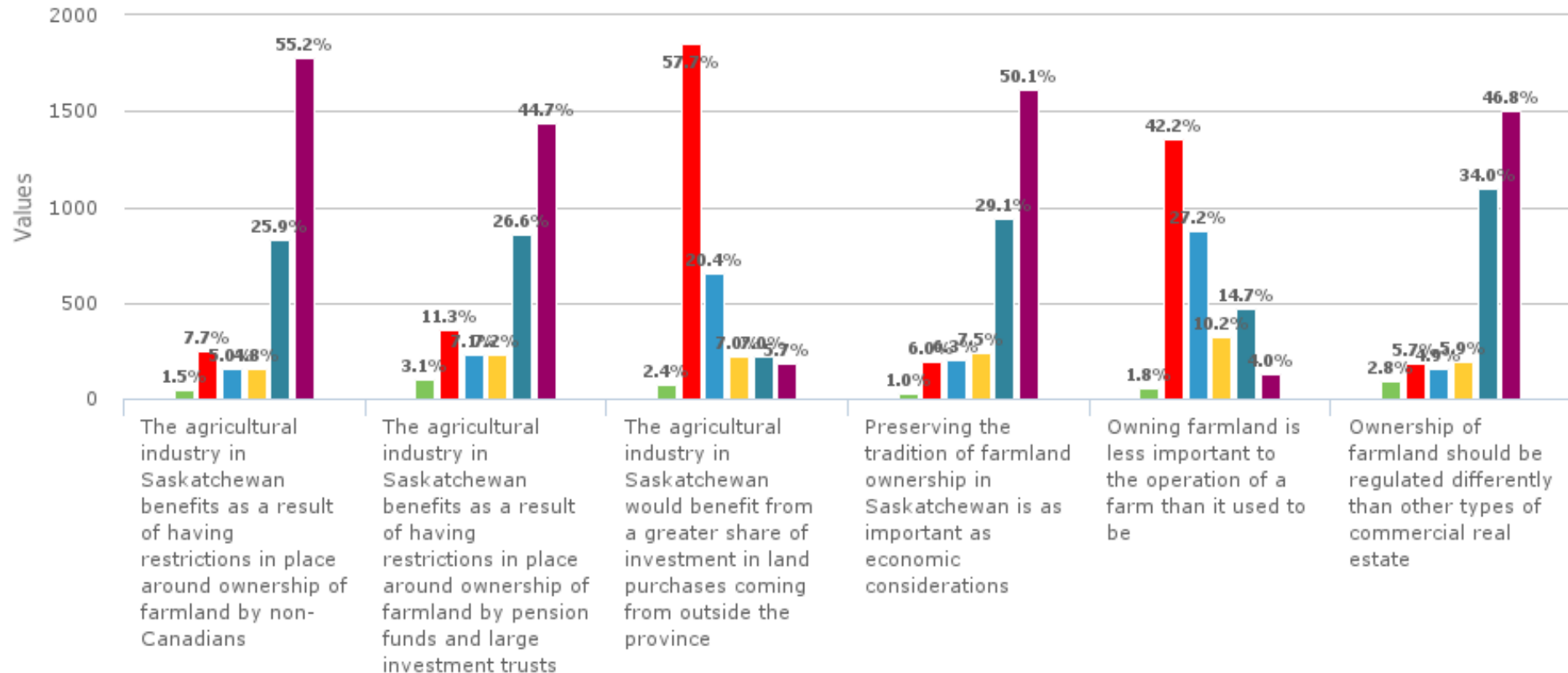
Response	Chart	Percentage
Yes		6.9%
No		81.5%
Not sure		11.6%

Rate the relative importance of the following when considering any potential changes to Saskatchewan farmland ownership rules:







Green = don't know, Red = not important, Blue = somewhat important, Yellow = neutral, Teal = important, Purple = Very important

State your level of agreement or disagreement with the following statements:







Green = don't know, Red = strongly disagree, Blue = disagree, Yellow = neutral, Teal = agree,, Purple = strongly agree

In your opinion, what effect would relaxing the requirements for ownership of Saskatchewan farmland have on the market value of farmland?

Response	Chart	Percentage
Increase the value		69.6%
Decrease the value		5.7%
Stay about the same		12.6%
Don't know/not sure		12.0%

Which of the following changes in the market value of farmland would benefit you the most financially?

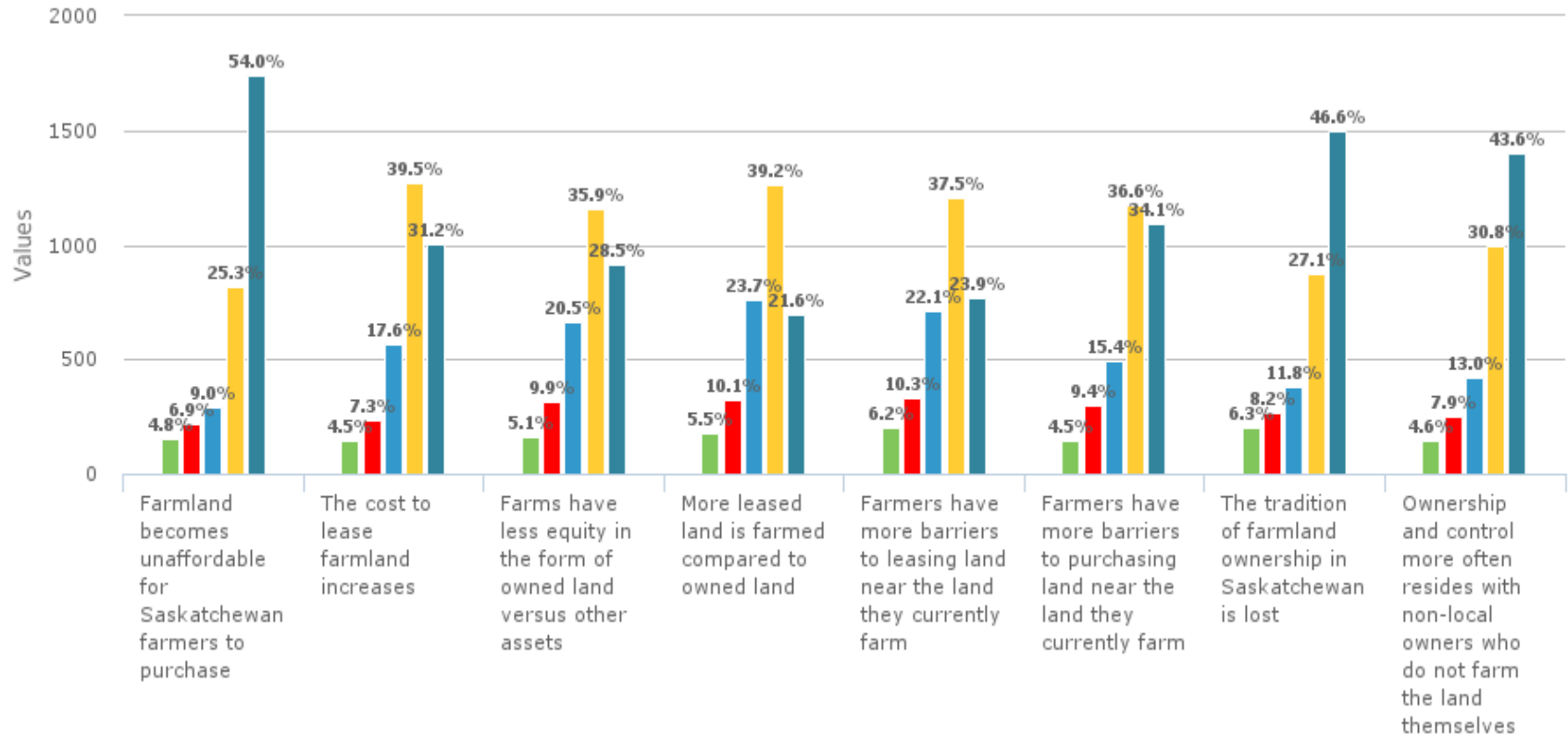
Response	Chart	Percentage
An increase in market value		22.8%
A decrease in market value		35.2%
No change		30.9%
Don't know/not sure		11.1%

We're interested in hearing about what you see ahead for farmland ownership in the province. Given the current environment around farmland ownership, please provide your assessment of the following scenarios in terms of their PROBABILITY:



Green = don't know, Red = very unlikely, Blue = unlikely, Yellow = neutral, Teal = Likely, Purple = Very likely

Please provide your assessment of the potential IMPACT of the same scenarios.





Green negligible, Red = minor, Blue = moderate, Yellow = significant, Teal = severe

Would you support allowing foreign ownership of farmland in Saskatchewan?

Response	Chart	Percentage
Yes		9.8%
No		86.8%
Not sure		3.4%




Would you support allowing a Canadian-controlled corporation with a minority share of foreign ownership to purchase farmland in Saskatchewan?

Response	Chart	Percentage
Yes		14.4%
No		79.4%
Not sure		6.2%

Would you support allowing foreign investors to provide financing to Canadian residents to purchase farmland?

Response	Chart	Percentage
Yes		17.8%
No		69.2%
Not sure		13.1%



Would you support allowing investors such as Canadian pension funds or larger Canadian investment trusts (of 10 or more beneficiaries) to purchase farmland in Saskatchewan?

Response	Chart	Percentage
Yes		16.3%
No		75.0%
Not sure		8.7%




Would you support allowing investors such as Canadian pension plans or larger Canadian investment trusts (of 10 or more beneficiaries) to purchase land if caps were put in place on the amount of land a given investor could own?

Response	Chart	Percentage
Yes		20.7%
No		65.3%
Not sure		13.9%








Would you support the Government of Saskatchewan (through the Farm Land Security Board) taking a more active role in ensuring compliance on farmland transactions?

Response	Chart	Percentage
Yes		85.2%
No		7.7%
Not sure		7.1%





Please provide your gender:

Response	Chart	Percentage
Male		74.3%
Female		23.4%
Other/prefer not to answer		2.3%

Please provide your age:

Response	Chart	Percentage
Under 24 years		5.1%
25-34 years		24.0%
35-44 years		18.6%
45-54 years		18.3%
55-64 years		22.2%
65-79 years		10.5%
80 years or more		1.3%

Which of the following best describes you:

Response	Chart	Percentage
Always lived in Canada		96.5%
Immigrated to Canada within the last five years		0.3%
Immigrated to Canada more than five years ago		2.6%
Live outside of Canada		0.6%

Which of the following best describes the location of your residence?

Response	Chart	Percentage
Urban		22.1%
Rural		77.9%