

Saskatchewan Post-Secondary Education Indicators



Sustainability 2019-20

Saskatchewan Post-Secondary Education Indicators: Sustainability 2019-20

Since 2016, Saskatchewan's post-secondary institutions and the Ministry of Advanced Education have been working together to develop and implement the Post-Secondary Education Indicators Project to collect, analyze and report sector-wide post-secondary data. This report focuses on the financial sustainability of the post-secondary sector by examining the revenue streams and expenditure levels of Saskatchewan's institutions over the past five years, up to the most recently completed academic year, 2019-20. Data in the report is drawn from financial information submitted by Saskatchewan Polytechnic, the University of Regina, the University of Saskatchewan and their federated and affiliated colleges¹. All data is presented at the sector-level and is limited to operating revenue and operating expenditures².

Saskatchewan Post-Secondary Institutions: Revenue

Saskatchewan's post-secondary institutions draw revenue from a wide variety of sources including government operating grants as well as non-government sources including student tuition and fees, donations, investments and sales of products and services. In 2019-20, total operating revenue reached nearly \$1.1 billion at Saskatchewan's institutions.

Figure 1

Saskatchewan Post-Secondary Institutions – Total Operating Revenue, 2015-16 to 2019-20

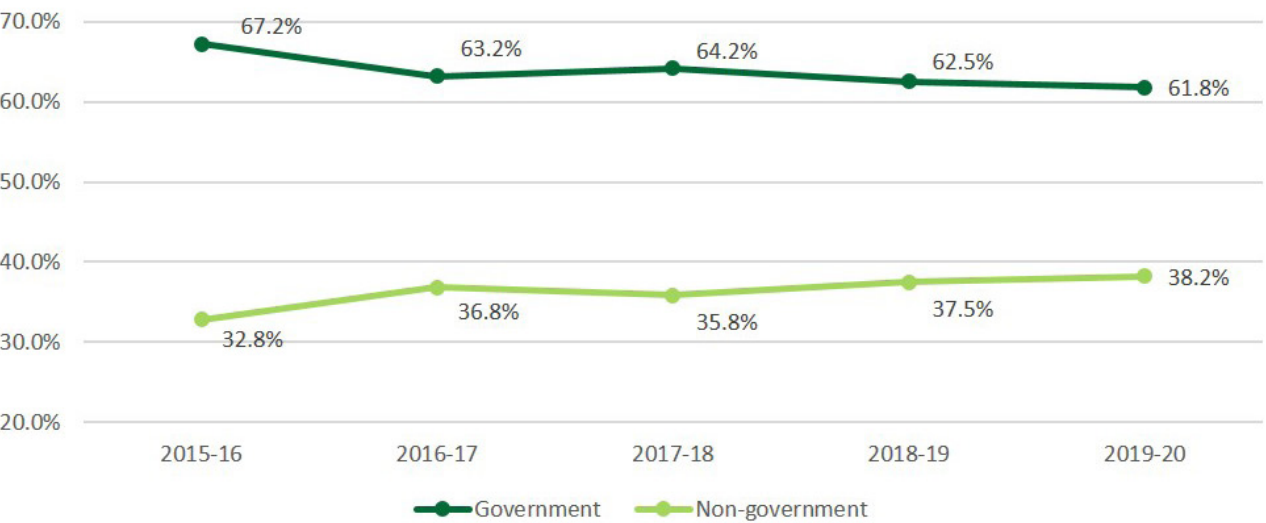


¹ Financial information was submitted by Saskatchewan Polytechnic, the University of Regina, the University of Saskatchewan, Luther College, Campion College, First Nations University of Canada, St. Thomas More College, and St. Peter's College for the years 2015-16 to 2019-20. The Saskatchewan Indian Institute of Technologies recently joined the project and is included in the most recent reports on student enrolments and credentials awarded but are not yet included in financial reporting.

² General operating is an unrestricted fund that accounts for the institution's primary operating activities of instruction and research, and which excludes monies designated for sponsored research and capital purposes.

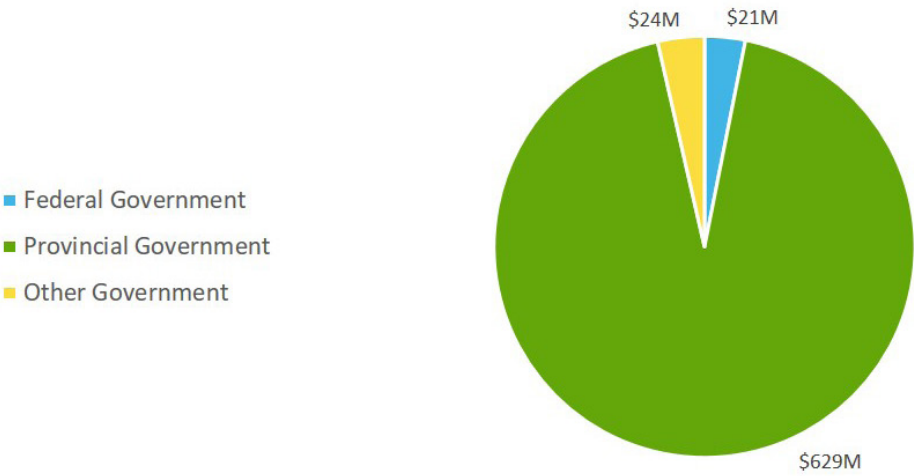
More than 60 per cent of this money comes from government sources while the remainder is derived from non-government revenue sources. Between 2015-16 and 2019-20, government funding decreased as a percentage of total operating revenue by over five percentage points while revenue from non-government sources correspondingly increased by the same amount.

Figure 2
Saskatchewan Post-Secondary Institutions - Total Operating Revenue by Source, 2015-16 to 2019-20



Among government sources, the provincial government is the largest contributor to operating revenue at 93 per cent³.

Figure 3
Government Sources of Saskatchewan Post-Secondary Operating Revenue, 2019-20

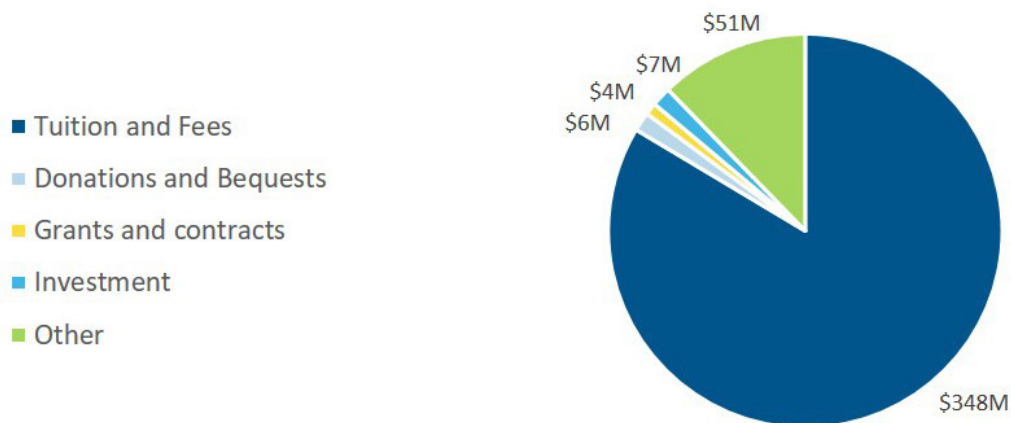


³ The “Other Governments” category includes municipal governments, other provincial governments in Canada, and foreign governments.

Among non-government sources, tuition and student fees constitute the largest source of operating revenue at 84 per cent⁴.

Figure 4

Non-Government Sources of Saskatchewan Post-Secondary Operating Revenue, 2019-20

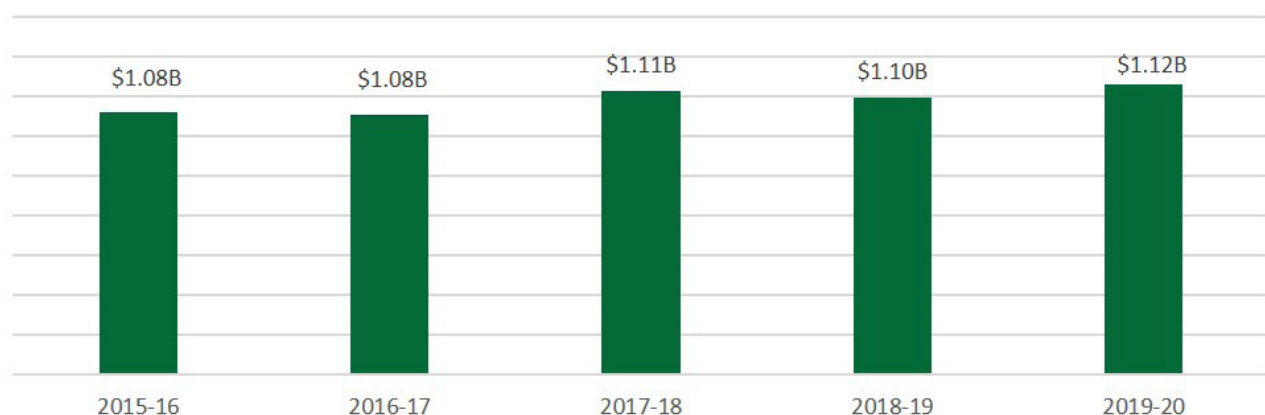


Saskatchewan Post-Secondary Institutions: Expenditures

Total operating expenditures by Saskatchewan’s post-secondary institutions grew from \$1.08 billion in 2015-16 to \$1.12 billion in 2019-20. While this represents a three per cent increase in expenditures, over the same period the number of students at Saskatchewan’s institutions increased by 10 per cent⁵ and inflation increased by nearly seven per cent⁶.

Figure 5

Saskatchewan Post-Secondary Institutions – Total Operating Expenditures, 2015-16 to 2019-20



⁴ The “Other” category of non-government revenue includes sales of services and products and miscellaneous income.

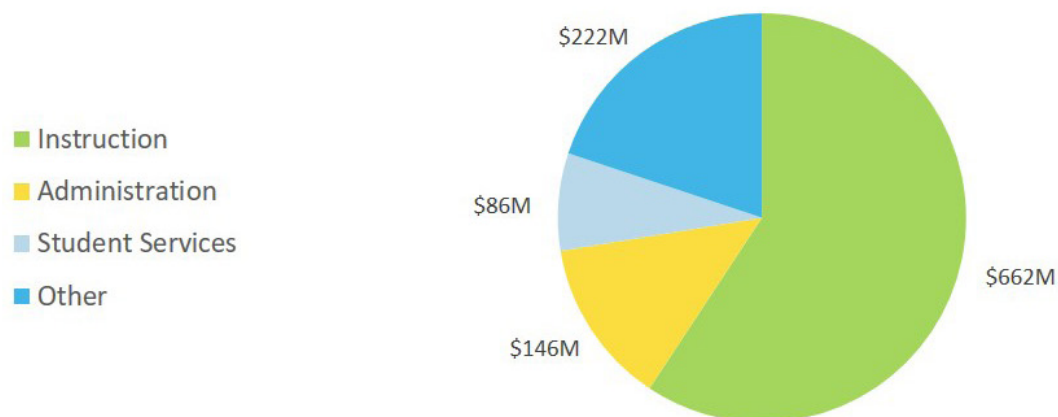
⁵ Saskatchewan Post-Secondary Education Indicators Project, annual enrolment data, 2015-16 to 2019-20.

⁶ Bank of Canada, Inflation Calculator. <https://www.bankofcanada.ca/rates/related/inflation-calculator/>

These costs may be further divided into expenditures on instruction and non-sponsored research, general administration, student services and other costs. Other costs include expenditures on libraries, computing and communications, physical plants and external relations. In 2019-20, nearly 60 per cent of total operating expenditures were on costs related to instruction and non-sponsored research.

Figure 6

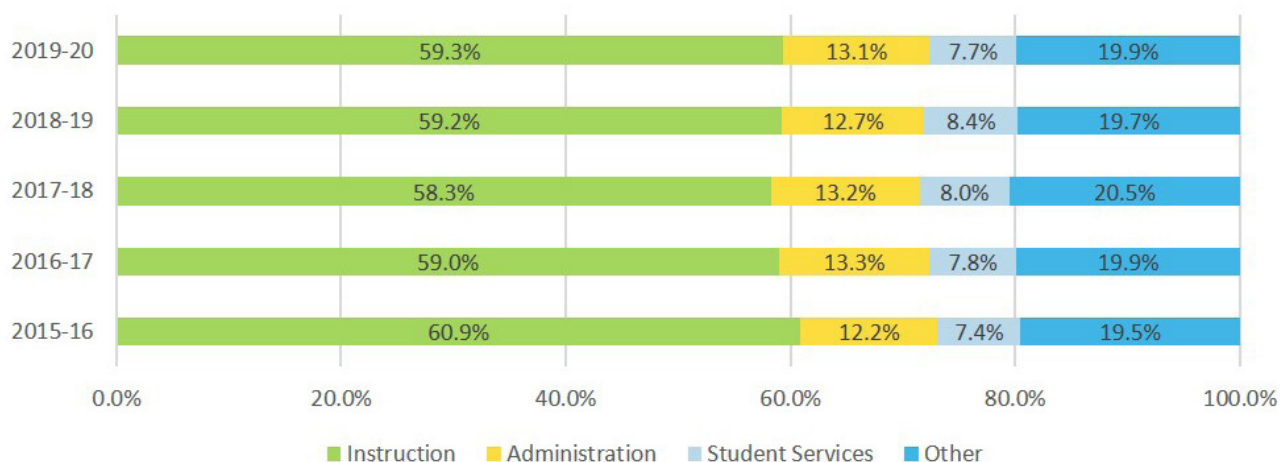
Saskatchewan Post-Secondary Institutions - Total Operating Expenditures by Category, 2019-20



Spending levels on these expenditure categories have remained relatively constant over the past five years. Administration and student services expenditures have increased slightly (by 0.9 and 0.3 percentage points) since 2015-16, while spending on instruction and other costs have decreased as percentages of total operating expenditures by 1.6 and 0.4 percentage points respectively.

Figure 7

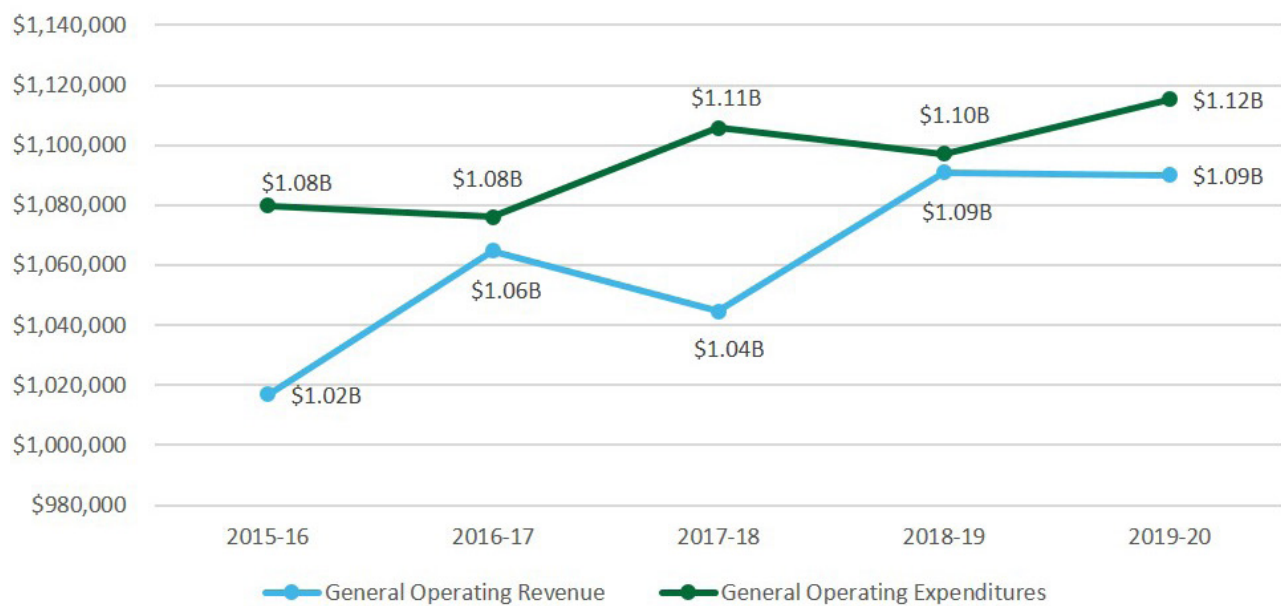
Saskatchewan Post-Secondary Institutions - Total Operating Expenditures by Category, 2015-16 to 2019-20



Operating expenditures have exceeded revenues in Saskatchewan's post-secondary sector over the past five years. However, operating revenues are increasing at a faster pace; by seven per cent since 2015-16 compared to a three per cent increase in expenditures over the same period.

Figure 8

Total Operating Revenue and Expenditures, 2015-16 to 2019-20



The next project report will be released in late-summer 2021 and will focus on post-secondary credentials awarded between 2016 and 2020.

Saskatchewan Post-Secondary Education Indicators

Sustainability 2019-20

Follow us!

 facebook.com/SaskatchewanStudents

 @SkStudents

 @SkStudents

saskatchewan.ca